
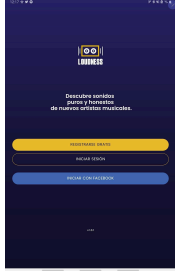
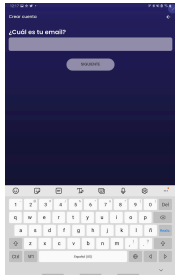
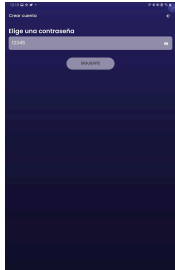
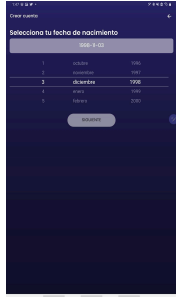
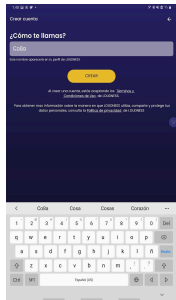
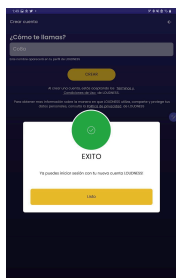
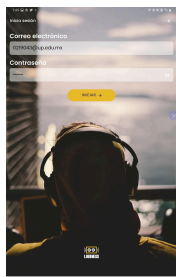

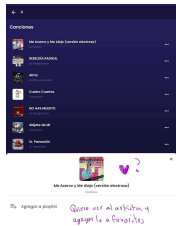

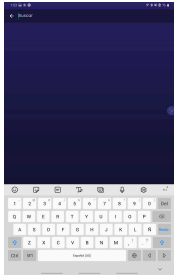
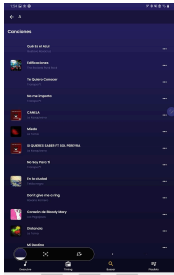
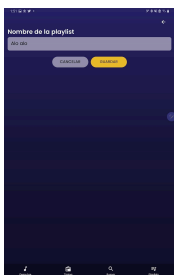


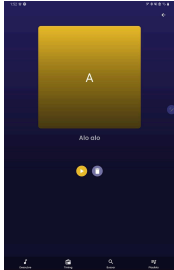
Description		Location	Type of error	Severity	Solution	Screen
1	Spaced, there are many and they are not constant, the sizes in the topographies of the phrase and the size of the logo do not make a good hierarchy, it is difficult to understand what to read first	Home first time	8	2	<p>Since this is the first tab of the app, one of these two hierarchies will apply depending on what is requested in the brief:</p> <ol style="list-style-type: none"> <li>1. to remember the brand (1st logo (larger), 2nd sentence in capital letters and with a kerning arrangement and a typographic size smaller than the logo (preferably one intermediate between the beginnings and the logo))</li> <li>2. Golden circle (1st sentence in capital letters and with a kerning arrangement and a typographic size that creates the same space as the logo with vertical margins</li> </ol> <p>2nd ("register", "log in", direct and helpful language, centered horizontally), 3rd logo within the vertical margins created by the phrase.</p> <p>Spacing congruent lines between subsets and elements on their own.</p>	


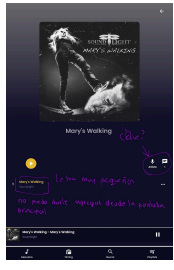
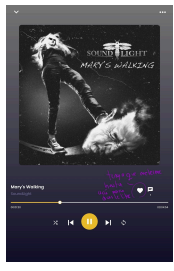
2	Confusion with the entry colors, the first thing I see is the free register	Main page	8	3	<p>It is not necessary to add the color to Facebook, and to the registration only if it is the first time in the app and that it does not harm the hierarchy with the other elements, and if blue is not part of the brand, you can have the person personalize the color background, also make your variation to light and night and day or choose a background that makes a contrast that makes it easy to use in places with more light. Example of register arrangement and initiated attachments between types:</p>	
3	It's supposed to be music and I have no input sound	Main page	7	2	Add some powerful theme when starting and let it go as it loads.	
4	It is not giving me feedback on the button after filling out, the contrast of the letters in "next" gives you that meaning	Create Account	5, 9	3	<p>A marker that verifies the account and password with a check mark or cross and tells you why, that handles secure passwords, verifying characters and indicating the security percentage, that makes you repeat the password to secure it. That the "next" changes to a more powerful color and that it has more contrast with the text compared to how it looked before the task was completed and verified with its check mark.</p>	

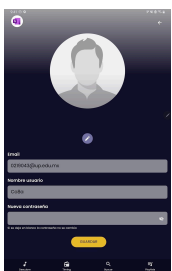
5	The handling of fonts in terms of uppercase and lowercase does not maintain an order	Create Account	8	1	All caps or all capitalized. The feedback message for the password box and the button must be the same size, so as not to work with more than 3 different sizes.	
6	Alignment and spacing (uneven spacing and that of the text "password" with the filling box does not allow a good continuation with all the space	Create Account	8	2	I would look for a better distribution of spaces, without affecting the keyboard area that appears when typing on a cell phone, between the first line and the name of the step there would be a larger space, while all the others would be the same, I would center everything, or I would send everything to the left, but if I want to maintain that arrangement I must work on the separations between the vertical margins, perhaps lengthening it until it fills the next button and leaving only the outline of the box for contrast But if we want to make a relationship with the previous page, everything can be centered	
7	Small print, and error in "Exito"***	Create Account	8, 5	3	Enlarge the preferred fonts to the size of the previous tab, write "Success" correctly Likewise, make the popcorn more noticeable by enlarging the image.	
8	More than three size variations in fonts	Login	8	1	Standardize or reduce the number of different font sizes	

9	Password checker and save password, lack of feedback when completing task before submitting	Login	5, 6	4	Let it notify you if your password is good or bad before starting and once those issues are resolved, show the color change on the start button	
10	Aesthetic details: the background distracts from the letters, it does not provide good contrast, the symbol on the start button is not necessary, it does not allow good centralization (alignment)	Login	8	2	Filter or gradient similar to the previous ones in the background image, remove the arrow in "next" and align	
11	That symbol does not tell you its real function, it does not ask you if you want to do it or not to verify	Sign off	3, 4	4	To the profile symbol I would put the photo of the person in miniature, when clicking it it will display the options to log out and edit profile or view profile, to close the session it would ask for confirmation and a message saying that you have successfully logged out	
12	It doesn't give me the option to see the artist through their song, nor is there the favorites option	Search	5	3	Give those options with a heart in the corner, and another line below playlist	

13	BUG, when adding to playlist, it takes you out of the application, if you do it from search	Search		4	Problem in front-end or back-end Review that part of the code	
14	Doesn't it help me know what to look for? When I write, first it says that it can't find a search, it flashes and then I get	Search	6	4	Optimization in the code, Give search suggestions and show you your latest searches	
15	Disorder in the results	Search	6, 7	3	Filtering in the results, to be able to find the songs better	
16	It lacks feedback when typing the text in the search button and a differentiator in the cancel button	Playlists	5	2	That the save changes color when a character is entered	

17	BUG, when playing a playlist without songs it takes you out of the app	Playlists	6		That the button is not visible if there are no songs	
18	Creates a base cover with the first letter of the album	Playlists	6, 7		Add an album image customization button.	

19	BUG, it gets stuck when playing the top songs, it won't let me, it just blinks	Discover	9	4	Check that part of the code, it's probably from the front, because it doesn't make me see the play bar	
20	Symbols not understandable, lack of way to add it to favorites from this view of the interface, playback not aligned.	Álbum	4, 8	3	Alignment of symbols, arrangement and change of at least the microphone, which is even scary because you don't even know the name exactly what it is, keep the font size of the name of the song and the artist the same	
21	Until I entered the song preview it let me add it to favorites	Song preview	4	3	Let the symbols be together and aligned	

22	After following someone there is no place where you can search for those you follow	Artist	6	3	Create a section in discover and search with the option of those you follow.	
23	Waste of space in the play bar	Discover	8	2	Paste it to the margin of the other bar	
24	Confusion with edit and save button	Profile	4, 6	2	DO NOT allow the save button to be seen until you are in editing mode, unless it refers to the image it must be clarified.	
25	It takes a while to load and the images don't load well, it's probably not optimized for my device,	Timing	8, 9	4	Optimize the sizes and texts so that they appear correctly, add a filter to the images so that they are approved	
26	The playlist plays directly and doesn't let you see if you really like it and want to play it	Timing	7	4	Let someone else show you the list of songs, which you can try to play to your liking.	